

Name : \_\_\_\_\_

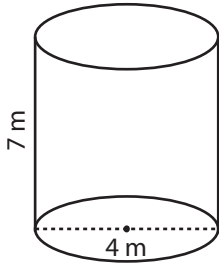
Score : \_\_\_\_\_

**Surface Area - Cylinder**

ES1

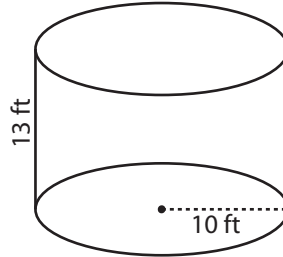
Find the exact surface area of each cylinder.

1)



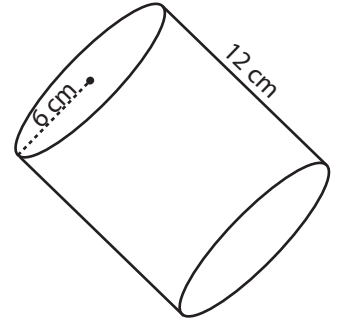
Surface Area = \_\_\_\_\_

2)



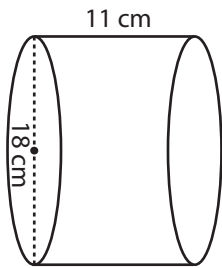
Surface Area = \_\_\_\_\_

3)



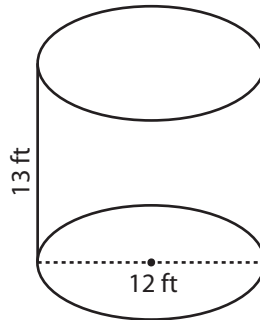
Surface Area = \_\_\_\_\_

4)



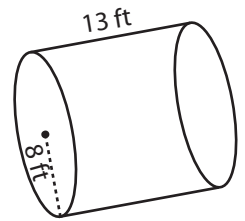
Surface Area = \_\_\_\_\_

5)



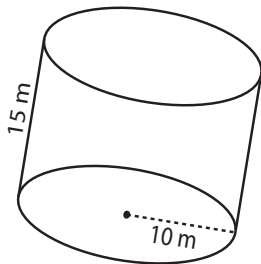
Surface Area = \_\_\_\_\_

6)



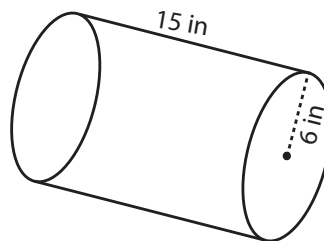
Surface Area = \_\_\_\_\_

7)



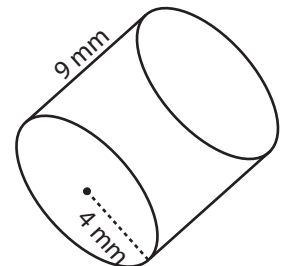
Surface Area = \_\_\_\_\_

8)



Surface Area = \_\_\_\_\_

9)



Surface Area = \_\_\_\_\_